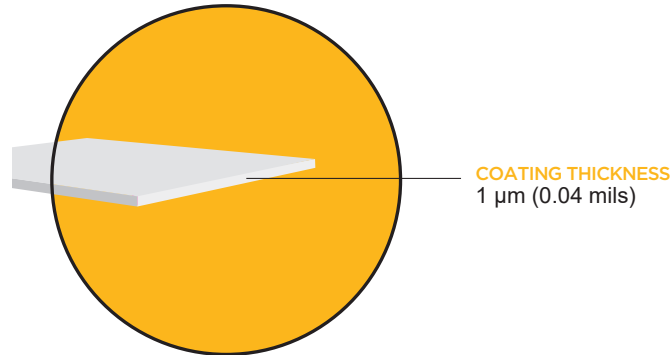


XPEL **FUSION PLUS** is a flexible and thin, 9H ceramic coating, purposely developed to perform with PPF (paint protection film) and painted surfaces. XPEL FUSION PLUS Ceramic Coating offers unrivaled gloss, superior hydrophobic protection, and improved scratch resistance with a single layer application.

## PRODUCT CONSTRUCTION



## GENERAL CHARACTERISTICS

PROPERTIES	INFORMATION
Pencil Hardness	9H
Bottle Size	50 mL
Shelf Life	1 Year from ship date when unopened and stored dry at 64 Degrees F to 73 Degrees F
Application	Foam Block with microsuede towel
Appearance	Clear
Temperature Resistance	>760 Degrees Celsius
Dry Time	6 Hours before getting wet
Cure Time	Full cure hardness 3 days

## TARGET APPLICATIONS

XPEL FUSION PLUS Ceramic Coating adds depth, improves shine and surface clarity while protecting your vehicle from the elements with its super hydrophobic formula. All designed to withstand years of driving.



**PAINT PROTECTION FILM**



**PAINT**




Toll Free: (800) 447-9928  
 International: +1 (210) 678-3700  
 Fax: (210) 678-3701  
[www.xpel.com](http://www.xpel.com)

Notice: The representations of performance and suitability for use contained in this Technical Data Sheet are meant only as a guide. Since only the user is aware of the specific conditions in which the product is to be used, it is the user's responsibility to determine whether the product is suitable for that intended use.

## APPLICATION INSTRUCTIONS

The below are our recommended instructions for prepping and installing XPEL **FUSION PLUS** ceramic coating. This product is a professionally applied product only. The below is only a basic guideline for application. Please do not attempt to install without proper training and XPEL Certification.

### STEP 1



If required, paint correction must be done before installing FUSION PLUS.


If contaminated use clay bar to clean paint/surface

### STEP 2



Wash and completely dry surfaces to be ceramic coated with FUSION PLUS

### STEP 3



Complete a final wipe with 50% Isopropyl Alcohol to water mix (50/50 Water /Alcohol).

Spray fine mist on the paint and then wipe clean with a clean new microfiber

### STEP 4



Apply FUSION PLUS by hand using the supplied Foam Applicator and Microsuede Towel.

Recommended to apply in 2'x2' sections

### STEP 5




After Flash (appx 10-45 seconds), wipe with a clean microfiber towel.

Remove any left over coating with a new clean microfiber towel.

\*If there is any leftover residue, use a microfiber with light mist of water and buff off

### STEP 6



Allow at least 6 hours before getting surface wet.

The coating will continue to cure over the next 3 days to 9H hardness



Toll Free: (800) 447-9928  
International: +1 (210) 678-3700  
Fax: (210) 678-3701  
[www.xpel.com](http://www.xpel.com)

Notice: The representations of performance and suitability for use contained in this Technical Data Sheet are meant only as a guide. Since only the user is aware of the specific conditions in which the product is to be used, it is the user's responsibility to determine whether the product is suitable for that intended use.